










# ELECTRICS

Can you see any problems with your sockets and/or switches?

				
<p><b>Old style sockets, switches or wiring</b></p>	<p><b>Some fittings are cracked or damaged</b></p>	<p><b>Some fittings have burn marks</b></p>	<p><b>There aren't enough sockets</b></p>	<p><b>Sockets are overloaded</b></p>
				
<p><b>Extension wires are trailing across floors and doorways</b></p>	<p><b>The fuse box looks old or damaged</b></p>	<p><b>The fuse box often trips and shuts off the power</b></p>	<p><b>Portable electric items are being used in the bathroom (e.g. hairdryers, heaters or radios)</b></p>	